


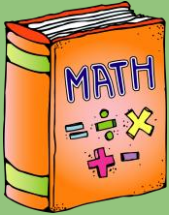








Year 3 Half-Termly Overview - Autumn 2

Subject	Week 1	Week 2	Week 3	Week 4	Week 5	Week 6	Week 7
English-Reading 	Text: My Brother is a Superhero Reading Skill: Vocabulary	Text: My Brother is a Superhero Reading Skill: Relationship	Text: The Magic Finger Reading Skill: Vocabulary	Text: The Magic Finger Reading Skill: Inference	Text: Sugar: The Facts Reading Skill: Vocabulary	Text: Sugar: The Facts Reading Skill: Summarising	Text: Sugar: The Facts Reading Skill: Retrieval
English-Writing 	Text: Coming to England Key focus: Using a range of conjunctions	Text: Coming to England Key focus: Writing an informal letter	Text: Coming to England Key focus: Direct speech	Text: Coming to England Key focus: Descriptive writing techniques	Text: Coming to England Key focus: Narrative	Text: Please Mrs Butler Key focus: Poetry	Text: Please Mrs Butler Key focus: Poetry
English- GPS 	Grammar: Articles Spelling rule: Single possessive apostrophe	Grammar: Punctuation Spelling rule: '-z' sound	Grammar: Fronted adverbials Spelling rule: '-ey' ending and plurals	Grammar: Inverted commas and dialogue rules Spelling rule: 'c' as an 's' sound	Grammar: Apostrophes for possession Spelling rule: 'el' and 'le' endings	Grammar: Prepositions Spelling rule: 'al' and 'il' endings	Grammar: Similes Spelling rule: Consolidation
Mathematics 	Maths unit: Addition & Subtraction Key Learning: Add and subtract multiples of 10 and 100 and to/from 3-digit numbers	Maths unit: Addition & Subtraction Key Learning: Add and subtract 3-digit numbers	Maths unit: Addition & Subtraction Key Learning: Add two 3-digit numbers with and with regrouping	Maths unit: Addition & Subtraction Key Learning: Subtract 3-digit numbers, regrouping in multiple columns	Maths unit: Graphs Key Learning: Reading, interpreting and constructing and range of graphs	Maths unit: Length & Perimeter Key Learning: Measure and calculate perimeter in cm and mm	Maths unit: Length & Perimeter Key Learning: Measure and calculate perimeter in m and cm



Year 3 Half-Termly Overview - Autumn 2

<p style="text-align: center;">Science</p> 	<p>Science unit: Rocks and Soils</p> <p>Key Learning: To compare and group together different kinds of rocks on the basis of their appearance</p>	<p>Science unit: Rocks and Soils</p> <p>Key Learning: To compare and group together different kinds of rocks on the basis of their physical properties</p>	<p>Science unit: Rocks and Soils</p> <p>Key Learning: To explain how some rocks are formed</p>	<p>Science unit: Rocks and Soils</p> <p>Key Learning: To explain how the Earth is made up of different layers of rocks and soils</p>	<p>Science unit: Rocks and Soils</p> <p>Key Learning: To investigate different soils</p>	<p>Science unit: Rocks and Soils</p> <p>Key Learning: To describe how fossils are formed when things that lived are trapped within rock</p>	<p>Science unit: Rocks and Soils</p> <p>Key Learning: To consolidate my learning</p>
<p style="text-align: center;">Computing</p> 	<p>Computing unit: Programming: Scratch</p> <p>Key Learning: To explore a programming application</p>	<p>Computing unit: Programming: Scratch</p> <p>Key Learning: To program a story by adding blocks</p>	<p>Computing unit: Programming: Scratch</p> <p>Key Learning: To program a story by adding blocks</p>	<p>Computing unit: Programming: Scratch</p> <p>Key Learning: To plan a remix of an application by altering an existing code</p>	<p>Computing unit: Programming: Scratch</p> <p>Key Learning: To remix of an application by altering the program's code</p>	<p>Computing unit: Programming: Scratch</p> <p>Key Learning: To remix of an application by altering the program's code</p>	<p>Computing unit: Programming: Scratch</p> <p>Key Learning: To evaluate a remixed program by reflecting on the changes made to the code.</p>
<p style="text-align: center;">Geography</p> 	<p>Geography unit: The UK and my Region</p> <p>Key Learning: To read a map including symbols and a key and describe direction using compass points.</p>	<p>Geography unit: The UK and my Region</p> <p>Key Learning: To explain the purpose of and use four-figure grid references to locate features.</p>	<p>Geography unit: The UK and my Region</p> <p>Key Learning: To explain the purpose of and use four-figure grid references to locate features.</p>	<p>Geography unit: Fieldwork Welling High Street</p> <p>Key Learning: To create a sketch of my local area including a key</p>	<p>Geography unit: Fieldwork Welling High Street</p> <p>Key Learning: To understand and use an ordnance survey map</p>	<p>Geography unit: Fieldwork Welling High Street</p> <p>Key Learning: To observe and collect data within my local area</p>	<p>Geography unit: Fieldwork Welling High Street</p> <p>Key Learning: To discuss the findings of my fieldwork and present data accurately</p>



Year 3 Half-Termly Overview - Autumn 2

<p style="text-align: center;">Art</p> 	<p>Art Focus: Sculpture and 3D</p> <p>Key Learning: Artist Study Nina Derkert Research and discuss and describe the work of the artist.</p>	<p>Art Focus: Sculpture and 3D</p> <p>Key Learning: LO: I can join 2D shapes to make 3D structures.</p>	<p>Art Focus: Sculpture and 3D</p> <p>Key Learning: LO: I can join materials in different ways when working in 3D.</p>	<p>Art Focus: Sculpture and 3D</p> <p>Key Learning: LO: I can develop ideas for 3D artwork.</p>	<p>Art Focus: Sculpture and 3D</p> <p>Key Learning: LO: I can create a free standing 3D structure.</p>	<p>Art Focus: Sculpture and 3D</p> <p>Key Learning: LO: I can create a free standing 3D structure.</p>	<p>Art Focus: Sculpture and 3D</p> <p>Key Learning: LO: I can evaluate and improve an artwork.</p>
<p style="text-align: center;">DT</p> 	<p>DT Unit: Textiles</p> <p>Key Learning: To learn how to sew cross-stitch and applique To design a product and its template To decorate fabric using applique and cross-stitch To assemble and complete a cushion</p> <p>Outcome: Christmas cushion</p>						
<p style="text-align: center;">RE</p> 	<p>Key Question: Why do people pray?</p> <p>Key Learning: I can evaluate how praying can be used to reflect</p>	<p>Key Question: Why do people pray?</p> <p>Key Learning: I can consider the emotions of prayer</p>	<p>Key Question: Why do people pray?</p> <p>Key Learning: I can identify symbols used in prayers in different religions</p>	<p>Key Question: Why do people pray?</p> <p>Key Learning: I can express and give reasons for my own ideas</p>	<p>Key Question: Why do people pray?</p> <p>Key Learning: I can describe ways in which prayer can comfort and challenge believers</p>	<p>Key Question: Why do people pray?</p> <p>Key Learning: I can describe and share celebrations that I take part in</p>	<p>Key Question: Why do people pray?</p> <p>Key Learning: I can consider the meaning of stories behind Christmas</p>

Year 3 Half-Termly Overview - Autumn 2

PSHE/RSE 	<p>PSHE Unit: Valuing Difference</p> <p>Key Learning: Recognising respectful language and how to challenge respectfully.</p>	<p>PSHE Unit: Valuing Difference</p> <p>Key Learning: Recognise that there are different types of family units</p>	<p>PSHE Unit: Valuing Difference</p> <p>Key Learning: Understand what community means and identify those we belong to</p>	<p>PSHE Unit: Valuing Difference</p> <p>Key Learning: Identify similarities and differences between a diverse range of people from different backgrounds.</p>	<p>PSHE Unit: Valuing Difference</p> <p>Key Learning: Recognise and celebrate differences between people</p>	<p>PSHE Unit: Valuing Difference</p> <p>Key Learning: Understand what prejudice views are</p>	<p>PSHE Unit: Valuing Difference</p> <p>Key Learning: Explore why some people have prejudiced views.</p>
PE 	<p>PE Unit: Dodgeball</p> <p>Key Learning: Developing changing direction</p> <p>PE Unit: OAA - Communication and Tactics</p> <p>Key Learning: Creating and applying simple tactics</p>	<p>PE Unit: Dodgeball</p> <p>Key Learning: Introducing throwing with accuracy</p> <p>PE Unit: OAA - Communication and Tactics</p> <p>Key Learning: Developing leadership</p>	<p>PE Unit: Dodgeball</p> <p>Key Learning: Introduce catching</p> <p>PE Unit: OAA - Communication and Tactics</p> <p>Key Learning: Developing communication as a team</p>	<p>PE Unit: Dodgeball</p> <p>Key Learning: Developing moving, changing direction at speed</p> <p>PE Unit: OAA - Communication and Tactics</p> <p>Key Learning: Communicating as a team</p>	<p>PE Unit: Dodgeball</p> <p>Key Learning: Combining throwing and dodging</p> <p>PE Unit: OAA - Communication and Tactics</p> <p>Key Learning: Communicating to collaborate effectively as a team</p>	<p>PE Unit: Dodgeball</p> <p>Key Learning: Level 1 Tournament</p> <p>PE Unit: OAA - Communication and Tactics</p> <p>Key Learning: Communicating to create defending tactics as a team</p>	<p>PE Unit: Dodgeball</p> <p>Key Learning: Level 1 Tournament</p> <p>PE Unit: OAA - Communication and Tactics</p> <p>Key Learning: Communicating to create attacking tactics as a team</p>

Year 3 Half-Termly Overview - Autumn 2

Music 	Music Unit: Sing and Move Key Learning: Introduction to unit	Music Unit: Sing and Move Key Learning: Expression and dynamics	Music Unit: Sing and Move Key Learning: Developing expression and confidence	Music Unit: Sing and Move Key Learning: Performance opportunity	Music Unit: Sing and Move Key Learning: Ensemble rehearsal	Music Unit: Sing and Move Key Learning: Ensemble rehearsal	Music Unit: Sing and Move Key Learning: Performance
MFL 	MFL Unit: French Adjectives Key Learning: To recognise and name colour words.	MFL Unit: French Adjectives Key Learning: To describe shapes by their colour	MFL Unit: French Adjectives Key Learning: To describe shapes by their size and colour.	MFL Unit: French Adjectives Key Learning: To understand and recognise what cognates are	MFL Unit: French Adjectives Key Learning: To understand and recognise what near cognates are	MFL Unit: French Adjectives Key Learning: To follow instructions in French	MFL Unit: French Adjectives Key Learning: To follow instructions in French