












Year 6 Half-Termly Overview - Spring 2

Subject	Week 1	Week 2	Week 3	Week 4	Week 5
English- Reading 	Text: Review of mock SATs paper. Reading Skill: All skills	Text: Malala Yousafzai – Guardian Newspaper Report Reading Skill: Retrieval	Text: Malala Yousafzai – Guardian Newspaper Report Reading Skill: Retrieval	Text: The Crooked Sixpence – Jennifer Bell Reading Skill: Inference	Text: The Crooked Sixpence – Jennifer Bell Reading Skill: Inference
English- Writing 	Text: Franklin Key focus: Developing our oracy skills through poetry. (Book Week)	Text: Who Let the Gods Out - Maz Evans Key focus: Newspaper Report	Text: Who Let the Gods Out - Maz Evans Key focus: Newspaper Report	Text: Who Let the Gods Out - Maz Evans Key focus: Newspaper Report	Text: Macbeth - William Shakespeare Key focus: Setting description including figurative language
English- GPS 	Grammar: Review of mock SATs paper. Spelling rule: The 'i before e' rule and exceptions	Grammar: Formal and Informal Vocabulary. Spelling rule: The 'i before e' rule and exceptions	Grammar: Active and Passive Voice. Spelling rule: Homophones	Grammar: Active and Passive Voice. Spelling rule: Suffixes – ate, ise and ify	Grammar: Using Vocabulary for Impact – Shades of Meaning. Spelling rule: Stressed and unstressed sounds - fer
Mathematics 	Maths unit: Decimals and Measures Key Learning: Converting between metric and imperial units of measure. Solving problems involving time and timetables.	Maths unit: Geometry - Angles and Shapes Key Learning: Estimating, measuring, drawing and calculating angles. Comparing, classifying and drawing 2D shapes.	Maths unit: Geometry - Angles and Shapes / Position and Direction Key Learning: Comparing, classifying and reasoning about 3D shapes including their nets. Plotting and reading coordinates in the four quadrants.	Maths unit: Geometry - Position and Direction Key Learning: Translating and reflecting shapes within the four quadrants. Solving problems involving coordinates.	Maths unit: Statistics Key Learning: Interpreting line graphs. Interpreting and drawing pie charts.




Year 6 Half-Termly Overview - Spring 2

<p style="text-align: center;">Science</p> 	<p>Science unit: Evolution and Inheritance</p> <p>Key Learning: Adaptations – Darwin’s Finches (planning investigation)</p>	<p>Science unit: Evolution and Inheritance</p> <p>Key Learning: Adaptations – Darwin’s Finches (practical)</p>	<p>Science unit: Evolution and Inheritance</p> <p>Key Learning: Inherited characteristics.</p>	<p>Science unit: Evolution and Inheritance</p> <p>Key Learning: Fossils and the link to evolution.</p>	<p>Science unit: Evolution and Inheritance</p> <p>Key Learning: Post unit task and assessment.</p>
<p style="text-align: center;">Computing</p> 	<p>Computing unit: Programming - Exploring Python</p> <p>Key Learning: To recognise Python as a text-based language and link it to block coding.</p>	<p>Computing unit: Programming - Exploring Python</p> <p>Key Learning: To follow Python’s syntax rules so the computer understands my instructions.</p>	<p>Computing unit: Programming - Exploring Python</p> <p>Key Learning: To use nested loops to create patterns on the micro:bit</p>	<p>Computing unit: Programming - Exploring Python</p> <p>Key Learning: To adapt existing code by changing loops and variables to create a new outcome.</p>	<p>Computing unit: Programming - Exploring Python</p> <p>Key Learning: To debug Python code by spotting and fixing errors in spacing, syntax and loops.</p>
<p style="text-align: center;">History</p> 	<p>History unit: Ancient Greece</p> <p>Key Learning: Causes and consequences of the Persian Invasions.</p>	<p>History unit: Ancient Greece</p> <p>Key Learning: The historical significance of the Peloponnesian Wars.</p>	<p>History unit: Ancient Greece</p> <p>Key Learning: The chronology of the reign of King Phillip II and how he grew the Macedonian Empire.</p>	<p>History unit: Ancient Greece</p> <p>Key Learning: Who was Alexander the Great and what made him a significant leader?</p>	<p>History unit: Ancient Greece</p> <p>Key Learning: The greatest achievements of Ancient Greece. Post unit assessment and evaluation.</p>

Year 6 Half-Termly Overview - Spring 2

<p style="text-align: center;">Art</p> 	<p>Art Focus: Craft and Design</p> <p>Key Learning: Artist study –Edward Weston</p>	<p>Art Focus: Craft and Design</p> <p>Key Learning: To create a macro composition using sustainable materials and effective framing.</p>	<p>Art Focus: Craft and Design</p> <p>Key Learning: To develop tonal drawing skills by recreating part of a macro photograph</p>	<p>Art Focus: Craft and Design</p> <p>Key Learning: To create a sustainability-focused photomontage using printed images.</p>	<p>Art Focus: Craft and Design</p> <p>Key Learning: To create a sustainability-focused photomontage using printed images.</p>
<p style="text-align: center;">DT</p> 	<p>DT Unit: Digital World</p> <p>Key Learning:</p> <ul style="list-style-type: none"> - To follow a design brief to develop a program which includes various features as part of a navigational device whilst considering sustainability. - The children will then use 3D CAD skills to produce a virtual model which they will then 'pitch' to sell the product to a specified client. 				
<p style="text-align: center;">RE</p> 	<p>Key Question: What do religions say to us when life gets hard?</p> <p>Key Learning: Humanist ideas about death.</p>	<p>Key Question: What do religions say to us when life gets hard?</p> <p>Key Learning: Comparing the ideas from different religions.</p>	<p>Key Question: What do religions say to us when life gets hard?</p> <p>Key Learning: What might the afterlife look like? (art link).</p>	<p>Key Question: What do religions say to us when life gets hard?</p> <p>Key Learning: What might the afterlife look like? (art link).</p>	<p>Key Question: How do Christians celebrate Easter?</p> <p>Key Learning: The Easter Story</p>
<p style="text-align: center;">PSHE/RSE</p> 	<p>PSHE Unit: Rights and Respect</p> <p>Key Learning: Pre- unit assessment Understanding media bias</p>	<p>PSHE Unit: Rights and Respect</p> <p>Key Learning: Social media</p>	<p>PSHE Unit: Rights and Respect</p> <p>Key Learning: Caring for the environment</p>	<p>PSHE Unit: Rights and Respect</p> <p>Key Learning: The Big Legal Lesson - democracy and rules</p>	<p>PSHE Unit: Rights and Respect</p> <p>Key Learning: Post-unit assessment and review of learning</p>

Year 6 Half-Termly Overview - Spring 2

MFL 	<p>MFL Unit: Planning a French holiday</p> <p>Key Learning: Beginning to use the future tense.</p>	<p>MFL Unit: Planning a French holiday</p> <p>Key Learning: Identifying and forming the present and near future tenses.</p>	<p>MFL Unit: Planning a French holiday</p> <p>Key Learning: Describing what clothes to pack for a holiday.</p>	<p>MFL Unit: Planning a French holiday</p> <p>Key Learning: Reading and understanding a story about a summer holiday.</p>	<p>MFL Unit: Planning a French holiday</p> <p>Key Learning: Planning a holiday to France.</p>
PE 	<p>PE Unit: Game Sense Net/Wall</p> <p>Key Learning: The focus of learning is to refine pupils' ability to think tactically in game, considering which shot to play.</p> <p>PE Unit: Orienteering</p> <p>Key Learning: How to use a compass - the basics.</p>	<p>PE Unit: Game Sense Net/Wall</p> <p>Key Learning: The focus of the learning is to extend and challenge pupils' tactical application into different situations that occur within the game</p> <p>PE Unit: Orienteering</p> <p>Key Learning: Creating a presentation to explain how to use a compass</p>	<p>PE Unit: Game Sense Net/Wall</p> <p>Key Learning: The focus of the learning is to look at how the game changes when we play in pairs (doubles).</p> <p>PE Unit: Orienteering</p> <p>Key Learning: Using a compass to navigate a standard map.</p>	<p>PE Unit: Game Sense Net/Wall</p> <p>Key Learning: Pupils will continue to refine their understanding of when, where and why they are playing a shot to win a point.</p> <p>PE Unit: Orienteering</p> <p>Key Learning: Using a compass on a point to point map.</p>	<p>PE Unit: Game Sense Net/Wall</p> <p>Key Learning: The focus of the learning is to extend and challenge pupils' tactical application into different situations that occur within doubles games</p> <p>PE Unit: Orienteering</p> <p>Key Learning: Team building activities using orienteering skills.</p>
Music 	<p>Music Unit: Roll Alabama - Sea Shanty</p> <p>Key Learning: Introduction to song and the basics of Music Notepad software.</p>	<p>Music Unit: Roll Alabama - Sea Shanty</p> <p>Key Learning: Composing 4-bar sketches inspired by the sea.</p>	<p>Music Unit: Roll Alabama - Sea Shanty</p> <p>Key Learning: Making comparisons between Roll Alabama and Storm by Benjamin Britten</p>	<p>Music Unit: Roll Alabama - Sea Shanty</p> <p>Key Learning: Development of the remaining bars of sketches adding</p>	<p>Music Unit: Roll Alabama - Sea Shanty</p> <p>Key Learning: The creation of a final, cohesive short piece from the sketches created culminating in a final sharing of compositions.</p>



Year 6 Half-Termly Overview - Spring 2



				expressive dynamics and experimenting with timbre and instrumentation.	
--	--	--	--	--	--