


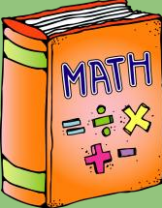








Year 4 Half-Termly Overview - Spring 2

Subject	Week 1	Week 2	Week 3	Week 4	Week 5
English- Reading 	Text: The Amazing Story of Adolphus Tips Reading Skill: Vocabulary	Text: The Amazing Story of Adolphus Tips Reading Skill: Inference	Text: The Secret World of Polly Flint Reading Skill: Vocabulary	Text: The Secret World of Polly Flint Reading Skill: Inference	Text: Threats to African Elephants Reading Skill: Vocabulary
English- Writing 	Text: Book Week Key focus: Poetry	Text: Viking Boy Key focus: Non - Chronological report	Text: Viking Boy Key focus: Non - Chronological report	Text: Viking Boy Key focus: Non - Chronological report	Text: Viking Boy Key focus: Non - Chronological report
English- GPS 	Grammar: Determiners Spelling rule: Homophones	Grammar: Word Families Spelling rule: S spelt as Sc	Grammar: Prepositional Phrases Spelling rule: Homophones	Grammar: Verb Tenses Spelling rule: Homophones	Grammar: Inverted Commas Spelling rule: plural possessions
Mathematics 	Maths unit: Fractions Key Learning: To add and subtract fractions greater than one	Maths unit: Time Key Learning: To convert 12 hour to 24 hour	Maths unit: Decimals Key Learning: To recognise quantities as decimals tenths	Maths unit: Decimals Key Learning: To add and subtract within one decimal place	Maths unit: Decimals Key Learning: To recognise quantities as decimals hundredths
Science	Science unit:	Science unit:	Science unit:	Science unit:	Science unit:



Year 4 Half-Termly Overview - Spring 2

	<p>Electricity</p> <p>Key Learning: What are the dangers of electricity</p>	<p>Sound</p> <p>Key Learning: To recap our learning within sound.</p>	<p>Sound</p> <p>Key Learning: I can investigate materials as they change state.</p>	<p>States of matter</p> <p>Key Learning: Enhancing our understanding of the water cycle</p>	<p>States of matter</p> <p>Key Learning: Enhancing our understanding of the water cycle</p>
<p style="text-align: center;">Computing</p> 	<p>Computing unit: Skill Showcase HTML</p> <p>Key Learning: What is HTML?</p>	<p>Computing unit: Skill Showcase HTML</p> <p>Key Learning: To change HTML code for a specific purpose</p>	<p>Computing unit: Skill Showcase HTML</p> <p>Key Learning: To recognise the basics of HTML</p>	<p>Computing unit: Skill Showcase HTML</p> <p>Key Learning: To alter the HTML on a live web page.</p> <p>To alter an image on a web page</p>	<p>Computing unit: Skill Showcase HTML</p> <p>Key Learning: To alter an image on a web page</p>
<p style="text-align: center;">History</p> 	<p>History unit: The Anglo-Saxons and Vikings</p> <p>Key Learning: To review the significance of St Augustine on religion in Anglo-Saxon England</p>	<p>History unit: The Anglo-Saxons and Vikings</p> <p>Key Learning: To use a variety of sources of evidence to deduce information about the Anglo-Saxons</p>	<p>History unit: The Anglo-Saxons and Vikings</p> <p>Key Learning: To explore the historical significance of the Viking raids at Lindisfarne.</p>	<p>History unit: The Anglo-Saxons and Vikings</p> <p>Key Learning: To explain what changed and what continued over time when the Anglo-Saxons and Vikings settled in Britain and represent this with evidence.</p>	<p>History unit: The Anglo-Saxons and Vikings</p> <p>Key Learning: To explain what changed and what continued over time when the Anglo-Saxons and Vikings settled in Britain and represent this with evidence.</p>



Year 4 Half-Termly Overview - Spring 2

<p style="text-align: center;">Art</p> 	<p>Art Focus: Sculpture and 3D Anglo Saxon Art</p> <p>Key Learning: To understand what was discovered at Sutton Hoo and explore Anglo-Saxon craftsmanship.</p>	<p>Art Focus: Sculpture and 3D Anglo Saxon Art</p> <p>Key Learning: To explore Anglo-Saxon patterns and symbolic designs.</p>	<p>Art Focus: Sculpture and 3D Anglo Saxon Art</p> <p>Key Learning: To design an Anglo-Saxon inspired mask using historical features.</p>	<p>Art Focus: Sculpture and 3D Anglo Saxon Art</p> <p>Key Learning: To construct a 3D mask base.</p>	<p>Art Focus: Sculpture and 3D Anglo Saxon Art</p> <p>Key Learning: To decorate my mask using Anglo-Saxon inspired designs.</p>
<p style="text-align: center;">DT</p> 	<p>DT Unit: Structures</p> <p>Key Learning:</p> <ul style="list-style-type: none"> - To design a brief for a structure of a Viking longhouse <ul style="list-style-type: none"> - To assemble a frame structure - To create cladding using different materials and techniques - To evaluate my Viking Longhouse against my design criteria <ul style="list-style-type: none"> - Outcome: Create a Viking Longhouse 				
<p style="text-align: center;">RE</p> 	<p>Key Question: Why is Jesus Inspiring to some people?</p> <p>Key Learning: To identify the important parts of lent.</p>	<p>Key Question: Why is Jesus Inspiring to some people?</p> <p>Key Learning: To identify the feelings associated with Easter</p>	<p>Key Question: Why is Jesus Inspiring to some people?</p> <p>Key Learning: To understand what different types of cross represent.</p>	<p>Key Question: Why is Jesus Inspiring to some people?</p> <p>Key Learning: To understand the Easter Story and what it meant for Christians</p>	<p>Key Question: Why is Jesus Inspiring to some people?</p> <p>Key Learning: To understand the Easter Story and what it meant for Christians</p>

Year 4 Half-Termly Overview - Spring 2

<p>PSHE/RSE</p> 	<p>PSHE Unit: Rights and Respect</p> <p>Key Learning: To identify who keeps healthy and safe</p>	<p>PSHE Unit: Rights and Respect</p> <p>Key Learning: To know my rights and responsibilities</p>	<p>PSHE Unit: Rights and Respect</p> <p>Key Learning: To understand the difference within a democratic process.</p>	<p>PSHE Unit: Rights and Respect</p> <p>Key Learning: To give my opinion based on facts and how influences</p>	<p>PSHE Unit: Rights and Respect</p> <p>Key Learning: To identify who has power to make changes in the UK.</p>
<p>PE</p> 	<p>PE Unit: Football</p> <p>Key Learning: To refine dribbling in order to keep control and possession of the ball.</p>	<p>PE Unit: Football</p> <p>Key Learning: To explore the purpose of turning in a game of football and understand why turns can help us to keep possession.</p>	<p>PE Unit: Football</p> <p>Key Learning: To see how effectively pupils can apply their passing and moving skills to keep possession, developing this concept into mini game situations.</p>	<p>PE Unit: Football</p> <p>Key Learning: To develop passing and dribbling to create space, building up into mini games where pupils explore the transition between attack and defence.</p>	<p>PE Unit: Football</p> <p>Key Learning: To introduce pupils to shooting. Pupils will understand not just how they shoot but where they shoot from on the pitch, in order to increase their chances of scoring.</p>
	<p>PE Unit: Tag Rugby</p> <p>Key Learning: To challenge pupils to further develop their passing and movement skills</p>	<p>PE Unit: Tag Rugby</p> <p>Key Learning: To extend pupils' understanding and knowledge of passing and moving and apply this into progressively more challenging scenarios.</p>	<p>PE Unit: Tag Rugby</p> <p>Key Learning: To develop tagging and to explore different ways the defending team can prevent the attackers from scoring.</p>	<p>PE Unit: Tag Rugby</p> <p>Key Learning: To continue to develop and apply their understanding and knowledge of defending as a team.</p>	<p>PE Unit: Tag Rugby</p> <p>Key Learning: To combine passing and moving to develop ways of creating space to beat an opponent to score a try.</p>

Year 4 Half-Termly Overview - Spring 2

<p style="text-align: center;">Music</p> 	<p>Music Unit: Exploring Musical Contrasts</p> <p>Key Learning: To learn the Song and Pulse</p>	<p>Music Unit: Exploring Musical Contrasts</p> <p>Key Learning: Second Vocal and Extended Drone</p>	<p>Music Unit: Exploring Musical Contrasts</p> <p>Key Learning: To memorise the chorus, focusing on phrasing, articulation, and expressive delivery</p>	<p>Music Unit: Exploring Musical Contrasts</p> <p>Key Learning: To learn medium difficulty instrumental parts using notes C, B, A, G, F, and E, building confidence in reading and performing.</p>	<p>Music Unit: Exploring Musical Contrasts</p> <p>Key Learning: To combine vocal and instrumental parts into cohesive sections, practising timing, balance, and dynamics</p>
<p style="text-align: center;">MFL</p> 	<p>MFL Unit: Weather and the water cycle</p> <p>Key Learning: To learn French weather phrases</p>	<p>MFL Unit: Weather and the water cycle</p> <p>Key Learning: To create my own French weather rap</p>	<p>MFL Unit: Weather and the water cycle</p> <p>Key Learning: To use compass points in French</p>	<p>MFL Unit: Weather and the water cycle</p> <p>Key Learning: To tell the temperature in French</p>	<p>MFL Unit: Weather and the water cycle</p> <p>Key Learning: To know the French water cycle</p>