


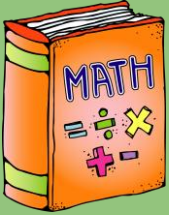








Year 3 Half-Termly Overview - Spring 2

Subject	Week 1	Week 2	Week 3	Week 4	Week 5
English-Reading 	Text: The Stolen Spear Reading Skill: Predictions	Text: The Iron Man Reading Skill: Vocabulary	Text: The Iron Man Reading Skill: Word Choice	Text: The Ice Palace Reading Skill: Vocabulary	Text: The Ice Palace Reading Skill: Inference
English-Writing 	Text: Kapoor - Double Trouble Brunel - The River Barfield - Bed in Summer Key focus: Performing Poetry	Text: The Stolen Spear by Saviour Pirotta Key focus: Persuasive Letter writing	Text: The Stolen Spear by Saviour Pirotta Key focus: Persuasive Letter writing	Text: The Stolen Spear by Saviour Pirotta Key focus: Recount	Text: The Stolen Spear by Saviour Pirotta Key focus: Recount
English- GPS 	Grammar: Word Classes Spelling rule: Homophones	Grammar: Punctuation Spelling rule: -im and -il prefixes	Grammar: Apostrophes Spelling rule: -im and -ir prefixes	Grammar: Spelling Spelling rule: Suffixes with vowel letters	Grammar: Editing and Improving Spelling rule: re-, sub- and inter- prefixes
Mathematics 	Maths unit: Calculating with multiplication and division Key Learning: To divide 2-digit by a 1-digit Correspondence problems	Maths unit: Time Key Learning: To tell the time using a.m. and p.m.	Maths unit: Time Key Learning: To solve problems using knowledge and understanding of time.	Maths unit: Fractions Key Learning: To explore unit fractions.	Maths unit: Fractions Key Learning: To identify and describe non-unit fractions.




Year 3 Half-Termly Overview - Spring 2

<p style="text-align: center;">Science</p> 	<p>Science unit: Animals including humans</p> <p>Key Learning: To understand that animals, including humans, need the right type of nutrition.</p>	<p>Science unit: Animals including humans</p> <p>Key Learning: To understand that animals, including humans, need the right type of nutrition.</p>	<p>Science unit: Forces and magnets consolidation</p> <p>Key Learning: To develop our understanding of friction and how it can affect the movement of an object</p>	<p>Science unit: Forces and magnets consolidation</p> <p>Key Learning: To develop our understanding of friction and how it can affect the movement of an object</p>	<p>Science unit: Rocks and soils consolidation</p> <p>Key Learning: To develop our understanding of the process of fossilisation</p>
<p style="text-align: center;">Computing</p> 	<p>Computing unit: Networks: The Journey inside a Computer</p> <p>Key Learning: To recognise basic inputs and outputs</p>	<p>Computing unit: Networks: The Journey inside a Computer</p> <p>Key Learning: To identify the components of a laptop</p>	<p>Computing unit: Networks: The Journey inside a Computer</p> <p>Key Learning: To understand the purpose of computer parts</p>	<p>Computing unit: Networks: The Journey inside a Computer</p> <p>Key Learning: To understand the purpose of computer parts</p>	<p>Computing unit: Networks: The Journey inside a Computer</p> <p>Key Learning: To decompose a tablet computer</p>
<p style="text-align: center;">History</p> 	<p>History unit: Stone Age to the Iron Age</p> <p>Key Learning: To explore who the Beaker people were and why they were significant.</p>	<p>History unit: Stone Age to the Iron Age</p> <p>Key Learning: To explore who the Beaker people were and why they were significant.</p>	<p>History unit: Stone Age to the Iron Age</p> <p>Key Learning: To create a flowchart showing the causes and consequences of tools changing in the Bronze Age.</p>	<p>History unit: Stone Age to the Iron Age</p> <p>Key Learning: To explain what changed and what continued between the Bronze Age and Iron Age.</p>	<p>History unit: Stone Age to the Iron Age</p> <p>Key Learning: To explain what changed and what continued between the Bronze Age and Iron Age.</p>

Year 3 Half-Termly Overview - Spring 2

<p style="text-align: center;">Art</p> 	<p>Art Focus: Sculpture and 3D</p> <p>Key Learning: To explore the work of Ruth Asawa and describe her artistic style.</p>	<p>Art Focus: Sculpture and 3D</p> <p>Key Learning: To explore continuous line drawing inspired by wire sculpture.</p>	<p>Art Focus: Sculpture and 3D</p> <p>Key Learning: To safely manipulate wire to create shapes and structures.</p>	<p>Art Focus: Sculpture and 3D</p> <p>Key Learning: To design a wire animal sculpture inspired by Ruth Asawa.</p>	<p>Art Focus: Sculpture and 3D</p> <p>Key Learning: To create a 3D wire animal sculpture using learned techniques.</p>
<p style="text-align: center;">RE</p> 	<p>Key Question: What do different people believe about God?</p> <p>Key Learning: Identifying how and say why it makes a difference in people's lives to believe in God</p>	<p>Key Question: What do different people believe about God?</p> <p>Key Learning: Identifying how and say why it makes a difference in people's lives to believe in God</p>	<p>Key Question: Why are religious festivals important to religious communities?</p> <p>Key Learning: What is the meaning of the last supper?</p>	<p>Key Question: Why are religious festivals important to religious communities?</p> <p>Key Learning: What were the events of the last supper?</p>	<p>Key Question: Why are religious festivals important to religious communities?</p> <p>Key Learning: How are the events of the last supper remembered by Christians today?</p>
<p style="text-align: center;">PSHE/RSE</p> 	<p>PSHE Unit: Rights and Respect</p> <p>Key Learning: To identify people who help us to stay safe</p>	<p>PSHE Unit: Rights and Respect</p> <p>Key Learning: To understand the roles of volunteers in society</p>	<p>PSHE Unit: Rights and Respect</p> <p>Key Learning: To develop an understanding of money</p>	<p>PSHE Unit: Rights and Respect</p> <p>Key Learning: To understand what it means to earn money</p>	<p>PSHE Unit: Rights and Respect</p> <p>Key Learning: To discuss, plan and evaluate ways of helping the environment.</p>

Year 3 Half-Termly Overview - Spring 2

PE 	<p>PE Unit: Handball</p> <p>Key Learning: Refine passing and receiving</p>	<p>PE Unit: Handball</p> <p>Key Learning: Develop passing and creating space</p>	<p>PE Unit: Handball</p> <p>Key Learning: Develop passing, moving and shooting</p>	<p>PE Unit: Handball</p> <p>Key Learning: Combine passing and shooting</p>	<p>PE Unit: Handball</p> <p>Key Learning: Introduce defending</p>
	<p>PE Unit: Golf</p> <p>Key Learning: Develop underarm roll/throw for accuracy</p>	<p>PE Unit: Golf</p> <p>Key Learning: Combine throwing and rolling with accuracy to beat an opponent</p>	<p>PE Unit: Golf</p> <p>Key Learning: Combine throws and rolls with accuracy to beat an opponent in teams</p>	<p>PE Unit: Golf</p> <p>Key Learning: Introduce striking: Using Rollers (Putters)</p>	<p>PE Unit: Golf</p> <p>Key Learning: Develop striking for accuracy using Rollers (Putters)</p>
Music 	<p>Music Unit: You Gotta Try</p> <p>Key Learning: To keep a steady beat and recognise rhythm patterns.</p>	<p>Music Unit: You Gotta Try</p> <p>Key Learning: To play different rhythm parts together.</p>	<p>Music Unit: You Gotta Try</p> <p>Key Learning: To play simple melody notes accurately.</p>	<p>Music Unit: You Gotta Try</p> <p>Key Learning: To understand modulation and play expressively.</p>	<p>Music Unit: You Gotta Try</p> <p>Key Learning: To perform confidently as an ensemble.</p>
	<p>MFL Unit: In a French Classroom</p> <p>Key Learning: Follow the French teacher</p>	<p>MFL Unit: In a French Classroom</p> <p>Key Learning: Pencils and things in the French classroom</p>	<p>MFL Unit: In a French Classroom</p> <p>Key Learning: To have or have not in the French classroom</p>	<p>MFL Unit: In a French Classroom</p> <p>Key Learning: Schoolbag French detectives</p>	<p>MFL Unit: In a French Classroom</p> <p>Key Learning: In my French bag</p>
MFL 	<p>MFL Unit: In a French Classroom</p> <p>Key Learning: Follow the French teacher</p>	<p>MFL Unit: In a French Classroom</p> <p>Key Learning: Pencils and things in the French classroom</p>	<p>MFL Unit: In a French Classroom</p> <p>Key Learning: To have or have not in the French classroom</p>	<p>MFL Unit: In a French Classroom</p> <p>Key Learning: Schoolbag French detectives</p>	<p>MFL Unit: In a French Classroom</p> <p>Key Learning: In my French bag</p>