








EYFS Half-Termly Overview - Spring 2

Subject	Week 1	Week 2	Week 3	Week 4	Week 5
Communication and Language 	<p>Key learning: To describe some events in some detail (R)</p> <p>Focus: To talk about events they have taken part in using detailed sentences.</p>	<p>Key learning: To listen to and talk about stories to build familiarity and understanding (R)</p> <p>Focus: To listen to stories as part of Literacy lessons and take part in hot seating to show their understanding.</p>	<p>Key learning: To understand 'why' questions eg " Why do you think...." (3-4)</p> <p>Focus: To listen to stories as part of Literacy lessons and answer questions to develop their understanding.</p>	<p>Key learning: To use talk to help work out problems and organise thinking and activities, to explain how things work and why they might happen (R)</p> <p>Focus: To carry out experiments and talk about their predictions and results.</p>	<p>Key learning: To develop their communication, but may continue to have problems with irregular tenses (3-4)</p> <p>Focus: To talk about their weekend and things they have done over the week.</p>
Personal, Social And Emotional Development 	<p>Key learning: SCARF: To look after people that are special to me.</p> <p>Focus: Draw a picture of their family and discuss different families.</p>	<p>Key learning: SCARF: To look after my friends.</p> <p>Focus: Create fuzzy feelings and have a circle time talking about this.</p>	<p>Key learning: SCARF: To be helpful at home and care for my classroom.</p> <p>Focus: Make a caring classroom book.</p>	<p>Key learning: SCARF: To care for our world.</p> <p>Focus: Walk round outside spotting areas that might need caring for.</p>	<p>Key learning: SCARF: To look after money and identify how to use it.</p> <p>Focus: Set up a role play shop and explore money.</p>



EYFS Half-Termly Overview - Spring 2

<p style="text-align: center;">Physical Development</p> 	<p>Focus: Dance (Nursery Rhymes)</p> <p>PE Unit: To explore different movements using different parts of the body.</p>	<p>Focus: Dance (Nursery Rhymes)</p> <p>PE Unit: To create their own movement ideas relating to specific words.</p>	<p>Focus: Dance (Nursery Rhymes)</p> <p>PE Unit: To add their movements together to form a sequence.</p>	<p>Focus: Dance (Nursery Rhymes)</p> <p>PE Unit: To explore larger scale travelling movements, responding to words or music.</p>	<p>Focus: Dance (Nursery Rhymes)</p> <p>PE Unit: To respond to words and music using their bodies.</p>
<p style="text-align: center;">Literacy</p> 	<p>Text: Goldilocks and the Three Bears</p> <p>Key learning: To read and write a few common exception words (R).</p> <p>Focus: To use common exception words to write about the characters in the story.</p>	<p>Text: The Three Little Pigs</p> <p>Key learning: To write simple phrases and sentences (R).</p> <p>Focus: To write speech bubbles for the characters from the story.</p>	<p>Text: Jack and the Beanstalk</p> <p>Key learning: To write short sentences with words with known letter-sound correspondences, using a capital letter and full stop (R).</p> <p>Focus: To write a sentence to describe their beanstalk (My beanstalk is magical and green).</p>	<p>Text: Little Red Riding Hood</p> <p>Key learning: I can sound out words to write short sentences (R).</p> <p>Focus: To write a wanted poster for the wolf.</p>	<p>Text: Hansel and Gretel.</p> <p>Key learning: I can retell a familiar story (R).</p> <p>Focus: To draw and label a story map and verbally retell the story.</p>
<p style="text-align: center;">English- Phonics</p> 	<p>Reading Skill: To read simple sentences fluently.</p>	<p>Reading Skill: To read simple sentences fluently.</p>	<p>Reading Skill: To read simple sentences fluently.</p>	<p>Reading Skill: To read simple sentences fluently.</p>	<p>Reading Skill: To read simple sentences fluently.</p>

EYFS Half-Termly Overview - Spring 2

<p>Mathematics</p> 	<p>Maths unit: Number Patterns within 15</p> <p>Key Learning: To count and place numbers in order up to 15.</p>	<p>Maths unit: Number Patterns within 15</p> <p>Key Learning: To find one more and one fewer with numbers within 15.</p>	<p>Maths unit: Doubling and Halving</p> <p>Key Learning: To double and halve quantities.</p>	<p>Maths unit: Shape and Pattern</p> <p>Key Learning: To recognise and create patterns using 2D and 3D shapes.</p>	<p>Maths unit: Securing, addition and subtraction facts</p> <p>Key Learning: To solve problems involving partitioning.</p>
<p>Understanding the World</p> 	<p>Key Learning: I can explore materials and their properties (3-4)</p> <p>Focus: To predict which materials will be best to make a comfortable bed for Goldilocks.</p>	<p>Key Learning: I can comment on pictures of familiar situations in the past (R)</p> <p>Focus: To look at photos and artefacts of household items, schools, houses and transport.</p>	<p>Key Learning: I can recognise some similarities and differences between life in this country and life in other countries (R)</p> <p>Focus: To look at photos and videos of hot countries and compare.</p>	<p>Key Learning: I can recognise some similarities and differences between life in this country and life in other countries (R)</p> <p>Focus: To look at photos and videos of cold countries and compare.</p>	<p>Key Learning: I can talk about why Christians celebrate Easter.</p> <p>Focus: To discuss and sequence the Easter story.</p>

EYFS Half-Termly Overview - Spring 2

<p>Expressive Arts and Design</p> 	<p>Focus: Colour mixing</p> <p>Key Learning: To create a colour wheel by mixing paints.</p> <p>To explore mixing colours.</p>	<p>Focus: Colour mixing</p> <p>Key Learning: To mix primary and secondary colours and print a picture.</p> <p>To explore mixing colours.</p>	<p>Focus: Colour mixing</p> <p>Key Learning: To explore mixing paints and creating salt pictures.</p> <p>To explore mixing colours.</p>	<p>Focus: Colour mixing</p> <p>Key Learning: To explore colour mixing with tissue paper.</p> <p>To continue to explore mixing colours.</p>	<p>Focus: Weaving</p> <p>Key Learning: To create woven Easter eggs using hole punches and yarn.</p> <p>To build upon craft and design skills.</p>
<p>DT</p> 	<p style="text-align: center;">Focus: Cooking and nutrition.</p> <p style="text-align: center;">Key Learning: To create our own Easter nests.</p>				