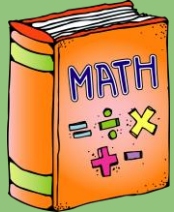








Year 1 Half-Termly Overview - Autumn 1

Subject	Week 1	Week 2	Week 3	Week 4	Week 5	Week 6
English- Phonics 	<p>Text: Specific to phonics group</p> <p>Reading Skill: Decoding and fluency</p>	<p>Text: Specific to phonics group</p> <p>Reading Skill: Decoding and fluency</p>	<p>Text: Specific to phonics group</p> <p>Reading Skill: Decoding and fluency</p>	<p>Text: Specific to phonics group</p> <p>Reading Skill: Decoding and fluency</p>	<p>Text: Specific to phonics group</p> <p>Reading Skill: Decoding and fluency</p>	<p>Text: Specific to phonics group</p> <p>Reading Skill: Decoding and fluency</p>
English- Writing 	<p>Text: Love is ...</p> <p>Key focus: Simple sentences, including similes</p>	<p>Text: Here We Are</p> <p>Key focus: Writing opinions on a text</p>	<p>Text: Here We Are</p> <p>Key focus: Lists and sentences</p>	<p>Text: My Map Book</p> <p>Key focus: Instruction writing</p>	<p>Text: Once Upon An Ordinary School Day</p> <p>Key focus: Writing a character description</p>	<p>Text: Once Upon An Ordinary School Day</p> <p>Key focus: Writing a character description</p>
English- GPS 	<p>Grammar: Full sentences</p> <p>Spelling rule: ay, ee</p>	<p>Grammar: Spaces between words</p> <p>Spelling rule: igh, ow</p>	<p>Grammar: Using full stops</p> <p>Spelling rule: oo, oo</p>	<p>Grammar: Capital letters</p> <p>Spelling rule: ar, or</p>	<p>Grammar: Word choices</p> <p>Spelling rule: air, ir</p>	<p>Grammar: Full sentences</p> <p>Spelling rule: ou oy</p>




Year 1 Half-Termly Overview - Autumn 1

Mathematics 	<p>Maths unit: Numbers to 10</p> <p>Key Learning: Represent, compare and explore numbers within 10</p>	<p>Maths unit: Numbers to 10</p> <p>Key Learning: One more and one less Doubling and halving</p>	<p>Maths unit: Addition and Subtraction within 10</p> <p>Key Learning: Represent and explain addition and subtraction</p>	<p>Maths unit: Addition and Subtraction within 10</p> <p>Key Learning: Commutativity Addition and subtraction facts</p>	<p>Maths unit: Shape and pattern</p> <p>Key Learning: Identify, describe, sort and classify 2-D and 3-D shapes Investigate repeating patterns</p>	<p>Maths unit: Shape and pattern</p> <p>Key Learning: Use and follow instructional and positional language</p>
Science 	<p>Science unit: Everyday Materials</p> <p>Key Learning: To identify a variety of everyday materials</p>	<p>Science unit: Everyday Materials</p> <p>Key Learning: To describe the physical properties of a variety of everyday materials</p>	<p>Science unit: Everyday Materials</p> <p>Key Learning: To distinguish between an object and the material from which it is made</p>	<p>Science unit: Everyday Materials</p> <p>Key Learning: To compare and group together a variety of everyday materials.</p>	<p>Science unit: Everyday Materials</p> <p>Key Learning: To investigate the properties of different materials, .</p>	<p>Science unit: Everyday Materials</p> <p>Key Learning: To investigate the properties of different materials,</p>
Computing 	<p>Computing unit: We are Treasure hunters.</p> <p>Key Learning: To understand that robots need precise instructions to follow.</p>	<p>Computing unit: We are Treasure hunters.</p> <p>Key Learning: To plan a sequence of instructions to achieve an objective.</p>	<p>Computing unit: We are Treasure hunters.</p> <p>Key Learning: To programme Blue-Bot.</p>	<p>Computing unit: We are Treasure hunters.</p> <p>Key Learning: To program the Blue-Bot to solve a problem.</p>	<p>Computing unit: We are Treasure hunters.</p> <p>Key Learning: To Predict what will logically happen to a Blue-Bot program.</p>	<p>Computing unit: We are Treasure hunters.</p> <p>Key Learning: To problem solve a sequence of instructions.</p>

Year 1 Half-Termly Overview - Autumn 1

<p style="text-align: center;">Geography</p> 	<p>Geography unit: Fieldwork Study Our School</p> <p>Key Learning: To create a map of the classroom</p>	<p>Geography unit: Fieldwork Study Our School</p> <p>Key Learning: To use simple directional and locational language.</p>	<p>Geography unit: Fieldwork Study Our School</p> <p>Key Learning: To use simple directional and locational language.</p>	<p>Geography unit: Fieldwork Study Our School</p> <p>Key Learning: To create a simple map.</p>	<p>Geography unit: Fieldwork Study Our School</p> <p>Key Learning: To identify different human and physical features.</p>	<p>Geography unit: Fieldwork Study Our School</p> <p>Key Learning: To use a map to find human and physical features.</p>
<p style="text-align: center;">Art</p> 	<p>Art Focus: Drawing</p> <p>Key Learning: Creating lines</p>	<p>Art Focus: Drawing</p> <p>Key Learning: Explore line making .</p>	<p>Art Focus: Drawing</p> <p>Key Learning: Experimenting with media and shapes</p>	<p>Art Focus: Drawing</p> <p>Key Learning: Experimenting with media and shapes</p>	<p>Art Focus: Drawing</p> <p>Key Learning: Understand mark making using different tools</p>	<p>Art Focus: Drawing</p> <p>Key Learning: Apply an understanding of how to draw from observation</p>
<p style="text-align: center;">DT</p> 	<p>DT Unit: Mechanisms: Wheels & axles</p> <p>Key Learning: To understand how wheels move. To identify what stops wheels from turning. To design a moving vehicle. To build a moving vehicle</p> <p>Outcome: I can build a moving vehicle</p>					
<p style="text-align: center;">RE</p> 	<p>Key Question: Who Is a Christian and what do they believe?</p>	<p>Key Question: What do Christians believe about God?</p>	<p>Key Question: What does the Bible teach us about God?</p>	<p>Key Question: Why is Jesus important to Christians</p>	<p>Key Question: What do the miracles of Jesus teach us about what is important to Christians?</p>	<p>Key Question: Why do Christians Pray?</p>

Year 1 Half-Termly Overview - Autumn 1

	<p>Key Learning: understanding christian beliefs about God and Jesus.</p>	<p>Key Learning: Understanding christian beliefs about God and Jesus.</p>	<p>Key Learning: To know Jesus told stories to help people.</p>	<p>Key Learning: That Christians believe in God and follow Jesus example</p>	<p>Key Learning: To explain what a miracle is</p>	<p>Key Learning: To explain why Christians Pray.</p>
<p style="text-align: center;">PSHE/RSE</p> 	<p>PSHE Unit: Me and my Relationships</p> <p>Key Learning: Why we have classroom rules. why rules are important.</p>	<p>PSHE Unit: Me and my Relationships</p> <p>Key Learning: How to resolve arguments between friends positively.</p>	<p>PSHE Unit: Me and my Relationships</p> <p>Key Learning: To recognise what others may be feeling, that they may not feel the same as you.</p>	<p>PSHE Unit: Me and my Relationships</p> <p>Key Learning: To recognise and name different feelings , different feelings humans experience.</p>	<p>PSHE Unit: Me and my Relationships</p> <p>Key Learning: Recognise that our bodies and feelings can be hurt.</p>	<p>PSHE Unit: Me and my Relationships</p> <p>Key Learning: How people make good friends.</p>
<p style="text-align: center;">PE</p> 	<p>PE Unit: Locomotion</p> <p>Key Learning: To explore running on different parts of my feet.</p>	<p>PE Unit: Locomotion</p> <p>Key Learning: To understand how to run to different places to avoid a defender</p>	<p>PE Unit: Locomotion</p> <p>Key Learning: To adapt my technique to run at different speeds.</p>	<p>PE Unit: Locomotion</p> <p>Key Learning: To run as fast as I can in a racing context.</p>	<p>PE Unit: Locomotion</p> <p>Key Learning: To run for a longer duration and a part of a team.</p>	<p>PE Unit: Locomotion</p> <p>Key Learning: To run as part of a competitive game</p>
<p style="text-align: center;">Music</p> 	<p>Music Unit: Hey You!</p> <p>Key Learning: Listen and Appraise To learn how to enjoy music.</p>	<p>Music Unit: Hey You!</p> <p>Key Learning: Games To find the steady pulse and rhythm of music.</p>	<p>Music Unit: Hey You!</p> <p>Key Learning: Singing To learn about singing notes and different pitches.</p>	<p>Music Unit: Hey You!</p> <p>Key Learning: Playing to play an instrument to a song that has been learnt.</p>	<p>Music Unit: Hey You!</p> <p>Key Learning: Improvisation To make their own tunes that have never been heard before.</p>	<p>Music Unit: Hey You!</p> <p>Key Learning: Composition To create a melody using one , two or three notes.</p>