













Year 4 Half-Termly Overview - Summer 1

Subject	Week 1	Week 2	Week 3	Week 4	Week 5
English- Reading 	Text: Threats to African Elephants Reading Skill: Vocabulary	Text: Threats to African Elephants Reading Skill: Retrieval	Text: The Great Elephant Chase Reading Skill: Vocabulary	Text: The Great Elephant Chase Reading Skill: Inference	Text: Heatwave Raises Lost 'Atlantis' Village Reading Skill: Progress Check
English- Writing 	Text: Viking Boy Key focus: Narrative	Text: Viking Boy Key focus: Narrative	Text: The Bicycle Spy Key focus: Diary Entry	Text: The Bicycle Spy Key focus: Diary Entry	Text: The Bicycle Spy Key focus: Diary Entry
English- GPS 	Grammar: Sentence Structure Spelling rule: Homophones	Grammar: Use of conjunctions Spelling rule: Homophones	Grammar: Uplevelling work Spelling rule: -eous endings	Grammar: Vocabulary Spelling rule: -ious endings	Grammar: Editing Spelling rule: Vowel suffixes
Mathematics 	Maths unit: Area and Perimeter Key Learning: Perimeter within rectangles and compound shapes	Maths unit: Area and Perimeter Key Learning: Area of a shape	Maths unit: Solving measure and money problems Key Learning: Converting between units of measure	Maths unit: Solving measure and money problems Key Learning: Solving measure problems	Maths unit: Solving measure and money problems Key Learning: Solving money problems
Science 	Science unit: Animals including humans Key Learning: Explore vocabulary and ask questions about the nit	Science unit: Animals including humans Key Learning: The digestive system	Science unit: Animals including humans Key Learning: Identify the different teeth and describe their functions.	Science unit: Animals including humans Key Learning: Plan and carry out an investigation.	Science unit: Animals including humans Key Learning: Construct and interpret a variety of food chains.



Year 4 Half-Termly Overview - Summer 1

<p>Computing</p> 	<p>Computing unit: We are Artists</p> <p>Key Learning: I can create simple tessellations using Inkscape.</p>	<p>Computing unit: We are Artists</p> <p>Key Learning: I can create more complex tessellations using Inkscape.</p>	<p>Computing unit: We are Artists</p> <p>Key Learning: I can program Islamic-style art in Scratch.</p>	<p>Computing unit: We are Artists</p> <p>Key Learning: I can create a repeating pattern in Scratch.</p>	<p>Computing unit: We are Artists</p> <p>Key Learning: I can use Inkscape to create art inspired by the later work of Bridget Riley.</p>
<p>History</p> 	<p>History unit: Anglo-Saxons and Vikings</p> <p>Key Learning: Shifts in religion and power</p>	<p>History unit: Anglo-Saxons and Vikings</p> <p>Key Learning: Viking raids</p>	<p>History unit: Anglo-Saxons and Vikings</p> <p>Key Learning: Where the Vikings settled</p>		
<p>Geography</p> 				<p>Geography unit: Bee Conservation</p> <p>Key Learning: Reviewing the impact of our changes to our school environment</p>	<p>Geography unit: Comparing Paris & London</p> <p>Key Learning: Geographical features of the world</p>

Year 4 Half-Termly Overview - Summer 1

<p style="text-align: center;">Art</p> 	<p style="text-align: center;">Art Focus: Sculpture and 3D</p> <p style="text-align: center;">Key Learning: Anglo Saxon Craft and Designer Study</p>	<p style="text-align: center;">Art Focus: Sculpture and 3D</p> <p style="text-align: center;">Key Learning: Anglo Saxon Craft and Designer Study</p>	<p style="text-align: center;">Art Focus: Sculpture and 3D</p> <p style="text-align: center;">Key Learning: To use more complex techniques to shape materials. To draw a simple design for a three dimensional piece.</p>	<p style="text-align: center;">Art Focus: Sculpture and 3D</p> <p style="text-align: center;">Key Learning: To use tools and my hands to carve, model and refine my sculpture. To work safely with the carving tools.</p>	<p style="text-align: center;">Art Focus: Sculpture and 3D</p> <p style="text-align: center;">Key Learning: To use tools and my hands to carve, model and refine my sculpture. To work safely with the carving tools.</p>
<p style="text-align: center;">RE</p> 	<p style="text-align: center;">Key Question: What does it mean to be a Hindu in Britain today?</p> <p style="text-align: center;">Key Learning: How do Hindus show their faith?</p>	<p style="text-align: center;">Key Question: What does it mean to be a Hindu in Britain today?</p> <p style="text-align: center;">Key Learning: How and why do many Hindu's perform puja?</p>	<p style="text-align: center;">Key Question: What does it mean to be a Hindu in Britain today?</p> <p style="text-align: center;">Key Learning: What is Dharma?</p>	<p style="text-align: center;">Key Question: What does it mean to be a Hindu in Britain today?</p> <p style="text-align: center;">Key Learning: What does the Ramayana tell many Hindus about Dharma?</p>	<p style="text-align: center;">Key Question: What does it mean to be a Hindu in Britain today?</p> <p style="text-align: center;">Key Learning: How and why do many Hindus celebrate Diwali?</p>
<p style="text-align: center;">PSHE/RSE</p> 	<p style="text-align: center;">PSHE Unit: Being my best</p> <p style="text-align: center;">Key Learning: What makes me Me!</p>	<p style="text-align: center;">PSHE Unit: Being my best</p> <p style="text-align: center;">Key Learning: Making choices</p>	<p style="text-align: center;">PSHE Unit: Being my best</p> <p style="text-align: center;">Key Learning: SCARF Hotel</p>	<p style="text-align: center;">PSHE Unit: Being my best</p> <p style="text-align: center;">Key Learning: Harold's Seven R's</p>	<p style="text-align: center;">PSHE Unit: Being my best</p> <p style="text-align: center;">Key Learning: My school community</p>
<p style="text-align: center;">PE</p> 	<p style="text-align: center;">PE Unit: Cricket</p> <p style="text-align: center;">Key Learning: I can develop my understanding of batting and fielding.</p>	<p style="text-align: center;">PE Unit: Cricket</p> <p style="text-align: center;">Key Learning: I can explore different ways of bowling underarm applying them into mini games to prevent the batters from scoring runs</p>	<p style="text-align: center;">PE Unit: Cricket</p> <p style="text-align: center;">Key Learning: I can use ways of returning the ball to the bowler or wicket keeper.</p>	<p style="text-align: center;">PE Unit: Cricket</p> <p style="text-align: center;">Key Learning: I can develop ways of retrieving and returning the ball to prevent the batters from scoring runs.</p>	<p style="text-align: center;">PE Unit: Cricket</p> <p style="text-align: center;">Key Learning: I can strike the ball at different angles and speeds</p>

Year 4 Half-Termly Overview - Summer 1

	<p>PE Unit: Quidditch</p> <p>Key Learning: I will refine my understanding of passing and shooting</p>	<p>PE Unit: Quidditch</p> <p>Key Learning: I can understand where to shoot from</p>	<p>PE Unit: Quidditch</p> <p>Key Learning: I will understand where, when and why we need to throw the Bludger at the Chaser (attacker) in possession of a Quaffle, in order to prevent the Chasers from scoring.</p>	<p>PE Unit: Quidditch</p> <p>Key Learning: I can refine my skills as a keeper</p>	<p>PE Unit: Quidditch</p> <p>Key Learning: I will understand the roles of snitch and seekers.</p>
<p>Music</p> 	<p>Music Unit: Blackbird</p> <p>Key Learning: Listen and appraise the song</p>	<p>Music Unit: Blackbird</p> <p>Key Learning: Listen and appraise the song</p>	<p>Music Unit: Blackbird</p> <p>Key Learning: Learn to sing the song</p>	<p>Music Unit: Blackbird</p> <p>Key Learning: Play your instruments along with the song</p>	<p>Music Unit: Blackbird</p> <p>Key Learning: Play your instruments along with the song</p>
<p>MFL</p> 	<p>MFL Unit: Weather and the water cycle</p> <p>Key Learning: French weather phrases</p>	<p>MFL Unit: Weather and the water cycle</p> <p>Key Learning: French weather rap</p>	<p>MFL Unit: Weather and the water cycle</p> <p>Key Learning: Compass points in French</p>	<p>MFL Unit: Weather and the water cycle</p> <p>Key Learning: Temperature in France</p>	<p>MFL Unit: Weather and the water cycle</p> <p>Key Learning: The Water Cycle in French</p>