











## Year 1 Half-Termly Overview - Summer 1

Subject	Week 1	Week 2	Week 3	Week 4	Week 5
<b>English- Reading</b> 	<b>Text:</b> Specific to phonics group  <b>Reading Skill:</b> Decoding and fluency	<b>Text:</b> Specific to phonics group  <b>Reading Skill:</b> Decoding and fluency	<b>Text:</b> Specific to phonics group  <b>Reading Skill:</b> Decoding and fluency	<b>Text:</b> Specific to phonics group  <b>Reading Skill:</b> Decoding and fluency	<b>Text:</b> Specific to phonics group  <b>Reading Skill:</b> Decoding and fluency
<b>English- Writing</b> 	<b>Text:</b> Lila and the Secret of Rain  <b>Key focus:</b> Narrative	<b>Text:</b> Lila and the Secret of Rain  <b>Key focus:</b> Narrative	<b>Text:</b> Mama Panya's Pancakes  <b>Key focus:</b> Dialogue	<b>Text:</b> Mama Panya's Pancakes  <b>Key focus:</b> Dialogue	<b>Text:</b> Mama Panya's Pancakes  <b>Key focus:</b> Instructions
<b>English- GPS</b> 	<b>Grammar:</b> Punctuation  <b>Spelling rule:</b> -un prefix	<b>Grammar:</b> Conjunctions  <b>Spelling rule:</b> Adding suffixes -er, -est	<b>Grammar:</b> Sentence Types  <b>Spelling rule:</b> Adding s or es (plurals)	<b>Grammar:</b> Past and Present Tense  <b>Spelling rule:</b> Adding suffixes -ed, -ing	<b>Grammar:</b> Imperative Verbs  <b>Spelling rule:</b> Compound Words
<b>Mathematics</b> 	<b>Maths unit:</b> Numbers 50-100 and beyond.  <b>Key Learning:</b> Identifying 2-digit numbers Counting in groups of ten. Represent numbers using number bonds.	<b>Maths unit:</b> Numbers 50-100 and beyond.  <b>Key Learning:</b> Finding one/ten more and fewer Comparing numbers within 100. Identify pattern and sequence of numbers.	<b>Maths unit:</b> Addition and Subtraction within 100  <b>Key Learning:</b> Apply number bond knowledge to add and subtract. Subtract 1's from a 2 digit number. Adding and subtracting then regrouping.	<b>Maths unit:</b> Addition and Subtraction within 100  <b>Key Learning:</b> Solve part-whole word problems. Solve problems in context.	<b>Maths unit:</b> Money  <b>Key Learning:</b> Identifying physical properties of coins. Recognise different values of coins and notes. Compare different amounts of money.




## Year 1 Half-Termly Overview - Summer 1

<p style="text-align: center;"><b>Science</b></p> 	<p><b>Science unit:</b> Plants</p> <p><b>Key Learning:</b> I can identify different plants.</p>	<p><b>Science unit:</b> Plants</p> <p><b>Key Learning:</b> I can identify and describe the basic structure of plants.</p>	<p><b>Science unit:</b> Plants</p> <p><b>Key Learning:</b> I can understand that plants can grow.</p>	<p><b>Science unit:</b> Plants</p> <p><b>Key Learning:</b> I can name a variety of common wild plants.</p>	<p><b>Science unit:</b> Plants</p> <p><b>Key Learning:</b> I can sort a variety of plants.</p>
<p style="text-align: center;"><b>Computing</b></p> 	<p><b>Computing unit:</b> We are rhythmic - Creating sound patterns in ScratchJr/GarageBand</p> <p><b>Key Learning:</b> I can record and playback audio in ScratchJr.</p>	<p><b>Computing unit:</b> We are rhythmic</p> <p><b>Key Learning:</b> I can program sprites to playback recorded audio in ScratchJr.</p>	<p><b>Computing unit:</b> We are rhythmic</p> <p><b>Key Learning:</b> I can create a simple program to playback recorded audio in ScratchJr.</p>	<p><b>Computing unit:</b> We are rhythmic</p> <p><b>Key Learning:</b> I can record audio in GarageBand and experiment with audio effects.</p>	<p><b>Computing unit:</b> We are rhythmic</p> <p><b>Key Learning:</b> I can create a repeating percussion pattern in GarageBand.</p>
<p style="text-align: center;"><b>Geography</b></p> 	<p><b>Geography unit:</b> African Safari</p> <p><b>Key Learning:</b> I can locate Africa on a world map and identify the country of Kenya.</p>	<p><b>Geography unit:</b> African Safari</p> <p><b>Key Learning:</b> I can explore the climate and weather of Kenya.</p>	<p><b>Geography unit:</b> African Safari</p> <p><b>Key Learning:</b> I can explore the animals of Kenya.</p>	<p><b>Geography unit:</b> African Safari</p> <p><b>Key Learning:</b> I can explore the landscape of Kenya.</p>	<p><b>Geography unit:</b> African Safari</p> <p><b>Key Learning:</b> I can find out about the people and culture of Kenya.</p>

## Year 1 Half-Termly Overview - Summer 1

<p><b>Art</b></p> 	<p><b>Art Focus:</b> Sculpture and 3D</p> <p><b>Key Learning:</b> To work collaboratively to plan and create a sculpture.</p>	<p><b>Art Focus:</b> Sculpture and 3D</p> <p><b>Key Learning:</b> To work collaboratively to plan and create a sculpture.</p>	<p><b>Art Focus:</b> Sculpture and 3D</p> <p><b>Key Learning:</b> To create different parts of a sculpture. To be able to secure parts of the sculpture together.</p>	<p><b>Art Focus:</b> Sculpture and 3D</p> <p><b>Key Learning:</b> To apply painting skills when working in 3D.</p>	<p><b>Art Focus:</b> Sculpture and 3D</p> <p><b>Key Learning:</b> To apply painting skills when working in 3D. To be able to use different tools to paint with.</p>
<p><b>DT</b></p> 	<p><b>DT Unit:</b> Moving Story Book</p> <p><b>Key Learning:</b> I can explore making mechanisms. I can design a moving storybook. I can construct a moving picture. I can evaluate my finished product.</p> <p><b>Outcome:</b> A three-page story book to retell the story to Reception children.</p>				
<p><b>RE</b></p> 	<p><b>Key Question:</b> What happened at Easter and how does it make people feel?</p> <p><b>Key Learning:</b> Identify ways that Christians celebrate at Easter.</p>	<p><b>Key Question:</b> Where do I feel safe? Where is a sacred place for believers to go?</p> <p><b>Key Learning:</b> I know what a sacred place is for a believer.</p>	<p><b>Key Question:</b> Which place of worship is sacred for Christians?</p> <p><b>Key Learning:</b> I know what a sacred place of worship is for Christians.</p>	<p><b>Key Question:</b> Which place of worship is sacred for Jewish people?</p> <p><b>Key Learning:</b> I know what a sacred place of worship is for Jewish People.</p>	<p><b>Key Question:</b> Which place of worship is sacred for Muslims?</p> <p><b>Key Learning:</b> I know what a sacred place of worship is for Muslims.</p>

## Year 1 Half-Termly Overview - Summer 1

<p style="text-align: center;"><b>PSHE/RSE</b></p> 	<p><b>PSHE Unit:</b> Being my best</p> <p><b>Key Learning:</b> I can take care of my feelings</p>	<p><b>PSHE Unit:</b> Being my best</p> <p><b>Key Learning:</b> I can recognise the importance of fruit and vegetables in my daily diet.</p>	<p><b>PSHE Unit:</b> Being my best</p> <p><b>Key Learning:</b> I can recognise how a healthy variety of food can make us feel great.</p>	<p><b>PSHE Unit:</b> Being my best</p> <p><b>Key Learning:</b> I can recognise the importance of regular hygiene routines.</p>	<p><b>PSHE Unit:</b> Being my best</p> <p><b>Key learning:</b> I can recognise and use simple strategies for preventing the spread of diseases.</p>
<p style="text-align: center;"><b>PE</b></p> 	<p><b>PE Unit:</b> Games for Understanding</p> <p><b>Key Learning:</b> Understanding the principles of attack.</p> <p><b>PE Unit:</b> Rackets, bats and balls</p> <p><b>Key Learning:</b> Explore dribbling with a racket.</p>	<p><b>PE Unit:</b> Games for Understanding</p> <p><b>Key Learning:</b> Apply attacking principles into a game.</p> <p><b>PE Unit:</b> Rackets, bats and balls</p> <p><b>Key Learning:</b> Develop dribbling with a racket (control).</p>	<p><b>PE Unit:</b> Games for Understanding</p> <p><b>Key Learning:</b> Understanding the principles of defence.</p> <p><b>PE Unit:</b> Rackets, bats and balls</p> <p><b>Key Learning:</b> Refine dribbling with a racket (applying learning).</p>	<p><b>PE Unit:</b> Games for Understanding</p> <p><b>Key Learning:</b> Applying defending principles into a game.</p> <p><b>PE Unit:</b> Rackets, bats and balls</p> <p><b>Key Learning:</b> Explore hitting and develop pushing a ball (with a racket) towards a target</p>	<p><b>PE Unit:</b> Games for Understanding</p> <p><b>Key Learning:</b> Consolidate attacking.</p> <p><b>PE Unit:</b> Rackets, bats and balls</p> <p><b>Key Learning:</b> Explore hitting a ball (with a racket) with power.</p>
<p style="text-align: center;"><b>Music</b></p> 	<p><b>Music Unit:</b> Your imagination</p> <p><b>Key Learning:</b> Listen and appraise</p>	<p><b>Music Unit:</b> Your imagination</p> <p><b>Key Learning:</b> Learn to sing a song</p>	<p><b>Music Unit:</b> Your imagination</p> <p><b>Key Learning:</b> Learn to sing a song with instruments</p>	<p><b>Music Unit:</b> Your imagination</p> <p><b>Key Learning:</b> Improvise with an instrument</p>	<p><b>Music Unit:</b> Your imagination</p> <p><b>Key Learning:</b> Perform and share</p>